

























## Aktiv og passiv forsørgelse 2023

Kilde:Kontanthjælpsrapport	Jan	Feb	Mar	Apr	Maj	Jun	Jul	Aug	Sep	Okt	Nov	Dec		Gennemsnit
561.002 - Integrationsydelse til udlændinge *	101	111	99	104	97	84	73	72	81					91
561.003 - Integrationsydelse til andre	66	64	57	72	71	53	56	54	60					61
	167	175	156	176	168	137	129	126	141					91
573.007 - Kontanthjælp	217	223	209	199	228	210	194	189	190					207
573.008 - Uddannelseshjælp	229	246	244	243	249	259	258	267	273					252
	446	469	453	442	477	469	452	456	463					459
580.014 - Revalideringsydelse	13	8	7	7	7	5	4	4	4					7
	13	8	7	7	7	5	4	4	4					7
581.111 - Fleksløntilskud 65% refusion	291	287	288	281	280	276	277	273	275					281
581.116 - Fleksløntilskud ref. trappemodell	829	846	855	861	871	871	881	878	884					864
	1120	1133	1143	1142	1151	1147	1158	1151	1159					1145
582.103 - Ressourceforløb	140	135	139	134	133	139	135	135	142					137
582.104 - Ressourceforløb under jobafklaring	355	328	342	344	329	331	323	299	330					331
	495	463	481	478	462	470	458	434	472					468
583.001 - Ledighedsydelse	185	184	192	186	184	176	197	182	179					185
	185	184	192	186	184	176	197	182	179					185
<b>Personer i alt</b>	<b>2426</b>	<b>2432</b>	<b>2432</b>	<b>2431</b>	<b>2449</b>	<b>2404</b>	<b>2398</b>	<b>2353</b>	<b>2418</b>					<b>2354</b>

\* Ydelsen omfattet af integrationsprogrammet

Kilde: FASIT, KY og Opus	Jan	Feb	Mar	Apr	Maj	Jun	Jul	Aug	Sep	Okt	Nov	Dec		Gennemsnit
Fleksjob borgere <small>Fasit</small>	1343	1330	1346	1345	1354	1364	1361	1369	1369					1353
Skånejob <small>Fasit</small>	62	64	65	65	66	71	70	70	70					67
Seniorjob <small>Opus</small>	3	3	3	3	2	3	3	3	4					3
Nye på førtidspension	17	20	25	14	11	17	14	9	21					16
Nye på seniorpension	9	6	7	9	13	11	4	8	13					9

## Aktiv og passiv forsørgelse 2023

Kilde:Kontanthjælpsrapport	Jan	Feb	Mar	Apr	Maj	Jun	Jul	Aug	Sep	Okt	Nov	Dec	Gennemsnit
561.002 - Integrationsydelse til udlændinge *	694.972	753.965	764.521	760.413	617.068	550.665	494.928	483.368	514.996				626.099
561.003 - Integrationsydelse til andre	488.026	489.507	459.732	552.633	490.931	389.002	428.430	453.781	486.143				470.909
	1.182.998	1.243.471	1.224.253	1.313.046	1.107.999	939.667	923.358	937.149	1.001.139				1.097.009
573.007 - Kontanthjælp	2.730.045	2.909.883	2.687.313	2.570.128	2.803.665	2.735.141	2.489.563	2.331.089	2.514.012				2.641.204
573.008 - Uddannelseshjælp	1.794.164	1.814.914	1.909.099	1.751.683	1.963.367	1.985.559	2.021.317	2.034.077	2.068.467				1.926.961
	4.524.209	4.724.797	4.596.412	4.321.811	4.767.032	4.720.700	4.510.879	4.365.165	4.582.479				4.568.165
580.014 - Revalideringsydelse	172.042	92.384	94.840	96.989	95.859	95.818	57.990	58.547	64.642				92.123
	172.042	92.384	94.840	96.989	95.859	95.818	57.990	58.547	64.642				92.123
581.111 - Fleksløntilskud 65% refusion	4.722.159	4.714.799	4.700.182	4.639.216	4.524.433	4.487.686	5.962.515	4.440.183	4.568.467				4.751.071
581.116 - Fleksløntilskud ref. trappemodel	13.562.491	14.326.989	14.387.601	14.401.931	14.438.337	14.457.675	13.039.322	14.447.114	14.885.952				14.216.379
	18.284.650	19.041.788	19.087.783	19.041.146	18.962.770	18.945.361	19.001.837	18.887.297	19.454.419				18.967.450
582.103 - Ressourceforløb	1.875.756	1.830.221	1.833.382	1.849.332	1.822.349	1.888.895	1.845.641	1.894.214	1.856.600				1.855.154
582.104 - Ressourceforløb under jobafklaring	4.407.207	4.300.046	4.513.520	4.603.208	4.200.009	3.818.252	3.955.875	3.876.353	4.313.561				4.220.892
	6.282.963	6.130.266	6.346.902	6.452.540	6.022.359	5.707.147	5.801.516	5.770.567	6.170.160				6.076.047
583.001 - Ledighedsydelse	2.883.827	2.982.945	2.940.068	2.873.975	2.899.467	2.725.548	2.851.971	2.712.920	2.725.898				2.844.069
	2.883.827	2.982.945	2.940.068	2.873.975	2.899.467	2.725.548	2.851.971	2.712.920	2.725.898				2.844.069
<b>Beløb i alt</b>	<b>33.330.689</b>	<b>34.215.652</b>	<b>34.290.258</b>	<b>34.099.506</b>	<b>33.855.486</b>	<b>33.134.241</b>	<b>33.147.550</b>	<b>32.731.644</b>	<b>33.998.738</b>				<b>33.644.863</b>

\* Ydelsen omfattet af integrationsprogrammet